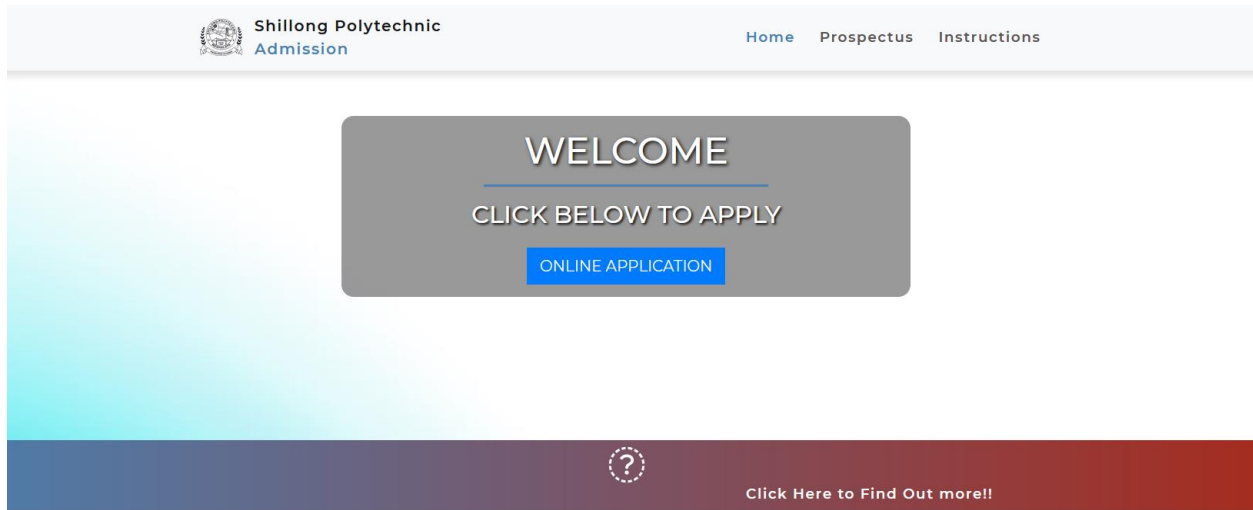


**A Quick Walk-through the Online Application Procedure for admission at Shillong Polytechnic  
Web portal: admission.shillongpolytechnic.com**



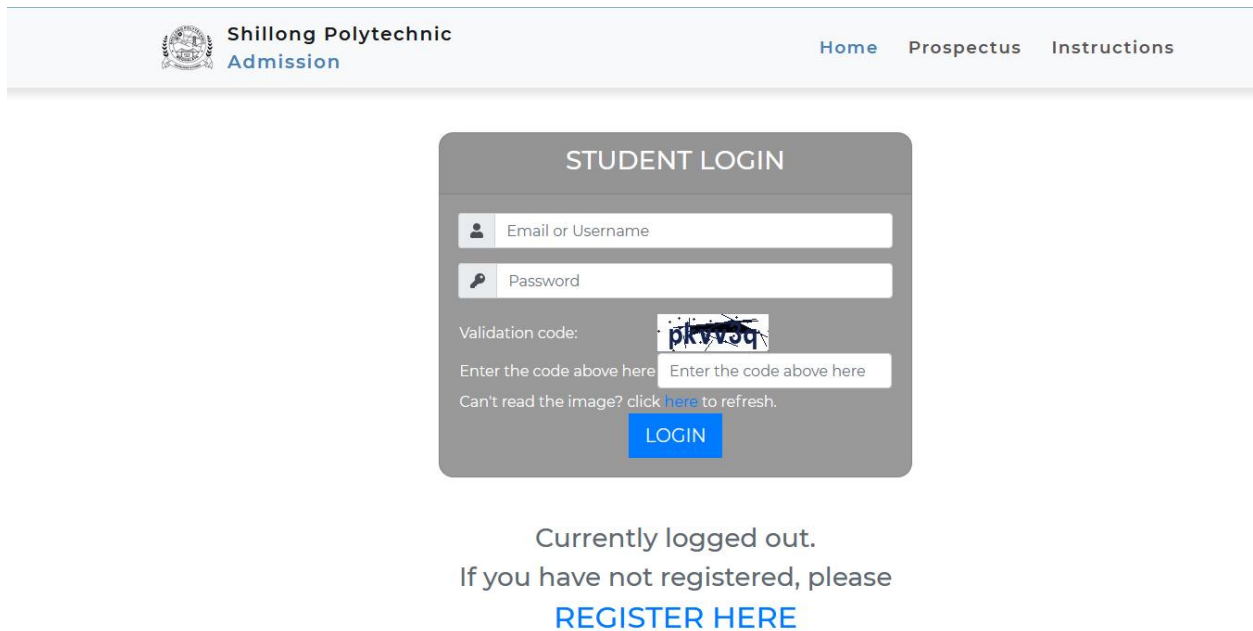
The screenshot shows the top navigation bar with the Shillong Polytechnic logo and 'Admission' text on the left, and 'Home', 'Prospectus', and 'Instructions' links on the right. The main content area features a large grey box with the text 'WELCOME' and 'CLICK BELOW TO APPLY', with a blue 'ONLINE APPLICATION' button below. At the bottom, a dark red banner contains a question mark icon and the text 'Click Here to Find Out more!!'.

**NOTICE BOARD**

**Click on ONLINE APPLICATION**



**Click on REGISTER HERE**



The screenshot shows the 'STUDENT LOGIN' form. It includes input fields for 'Email or Username' and 'Password'. Below these is a 'Validation code' section with a CAPTCHA image showing 'pkw39' and two input fields for the code. A blue 'LOGIN' button is at the bottom of the form. Below the form, the text reads 'Currently logged out. If you have not registered, please REGISTER HERE'.





## Register for new Account

[I already have an account](#)

(\*Fields entered in this form during registration cannot be modified afterwards)

Last date of submission of applicati

Name *	<input type="text" value="FIRST NAME"/>
	<input type="text" value="MIDDLE NAME"/>
	<input type="text" value="LAST NAME"/>
Choose your username*	<input type="text" value="Username"/>
Create a password*	<input type="password" value="Password"/>
Confirm your password*	<input type="password" value="Confirm Password"/>
Birthday*	Select your Birth Month: <input type="text"/>
	Day <input type="text"/>
	Year <input type="text"/>
Class X Exam Roll Number*	<input type="text" value="X - ROLL NUMBER"/>
Year of passing class X (or SSLC)*	Year <input type="text"/>
Board from which you passed class X*	Select your BOARD: <input type="text"/>
	(Note: CBSE with CCE/ Scheme 1 pattern will not be considered for admission)
Your current email address*	<input type="text" value="Email ID"/>
Your mobile phone number (10 digits)*	<input type="text" value="Mobile phone (10 digits)"/>
Category to which you belong?*	Select Category: <input type="text"/>
Whether candidate is Class XII Passed?*	Select YES or NO: <input type="text"/>
Are you a person with different ability (PWD)? (If Yes, Certificate(s) must be enclosed)*	Select YES or NO: <input type="text"/>

Validation code:



Enter the code above here :

Can't read the image? click [here](#) to refresh.

[REGISTER ME](#)




After you have registered click on [Click Here to Login](#)

## Registration Successful

[Click here](#) to login to your account.



### STUDENT LOGIN

Validation code: 

Enter the code above here

Can't read the image? [click here](#) to refresh.

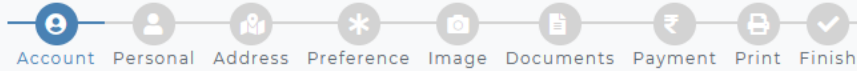
[LOGIN](#)

Currently logged out.  
If you have not registered, please  
[REGISTER HERE](#)



After you successfully Login → Your Dashboard or Landing Page looks like below. Follow the instructions until you finally submit and print your application form.





Welcome SAMPLEMAN! | [Refresh this page](#)

## Your Application is Incomplete

[FILL UP YOUR APPLICATION FORM HERE](#)

No Application will be processed without Final Submit  
Steps of Application Procedure:

1. Account Creation
2. Information on Educational Qualification(s)
3. Personal Information
4. Addresses Information
5. Course Preferences
6. Upload Photograph
  - Required size, dimension and resolution and of Passport Size Photograph:
  - Maximum size: 100 KB
  - Dimension: 3cm x 3.2cm
  - Resolution: 72 pixels/cm
7. Upload Documents (to be ready in soft copy)
  - Only pdf or image files should be uploaded, with size not more than 200KB each.
  - Wait here/ Check Uploaded Document(s)
8. Payment
  - Pay at SB Collect via [www.onlinesbi.com](http://www.onlinesbi.com)
  - Record your payment of application fee in this portal
9. Final Submit
10. Print your Application
11. Submit the printed Application Form along with xerox copy of required documents on or before the specified last date to the Office of the Principal, Shillong Polytechnic, Shillong.